



SMART ACTUATOR

COMPLETE CONTROLS for:

- mechanically controlled engines
- mechanically or electronically controlled transmissions

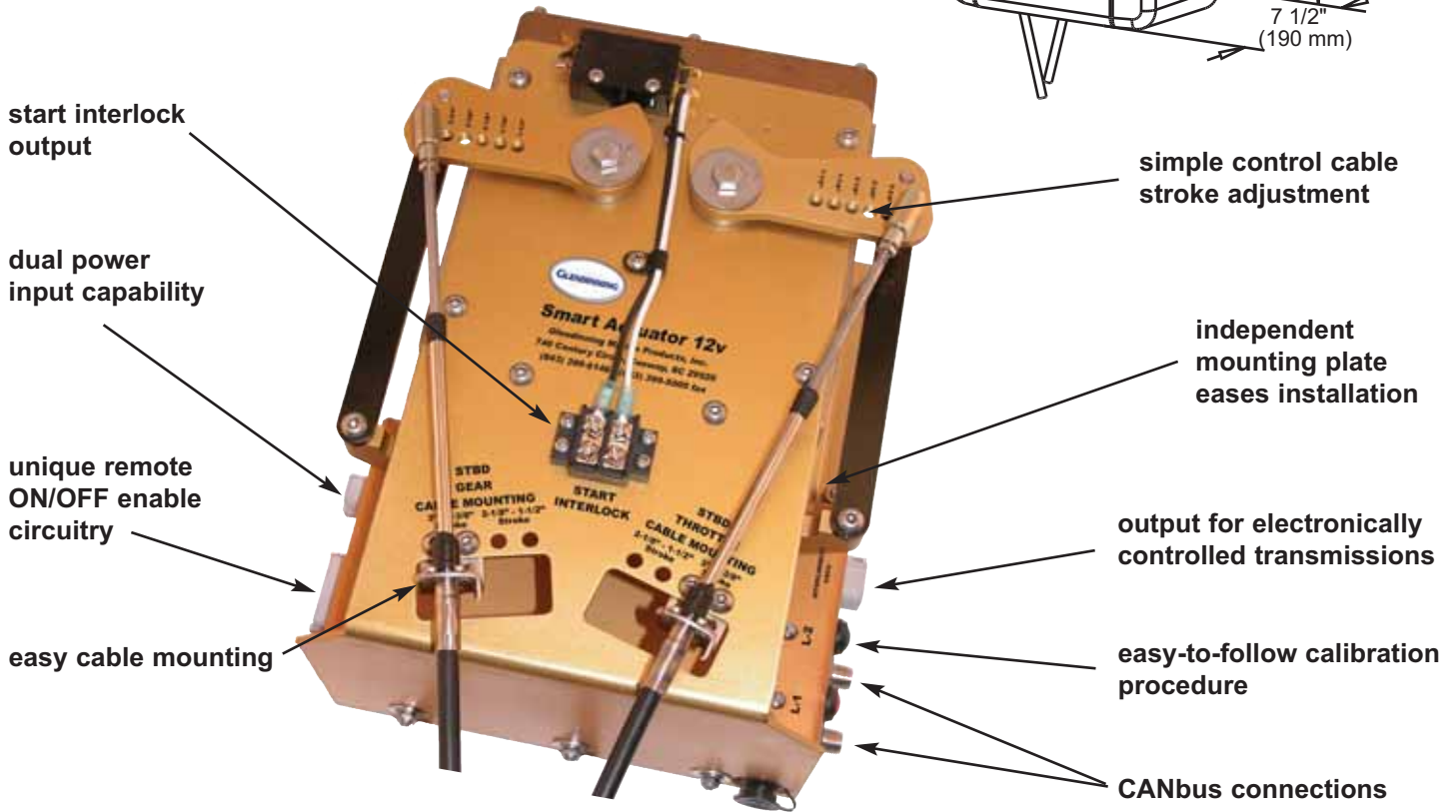
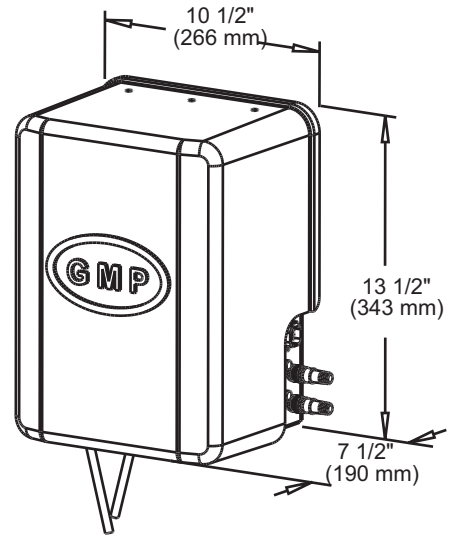


“Relax . . . we’re on board!”

FEATURES

- Proven, very powerful actuator design
- Removable cover offers very “clean” look
- Suitable for single, dual or multiple engine applications
- CANbus connection to Control Head makes installation easy
- Automatic Synchronization capability
- Easy to follow calibration procedure
- 12 or 24 VDC capability

DIMENSIONS



Works with our 4-button, 2-button or single engine control heads!

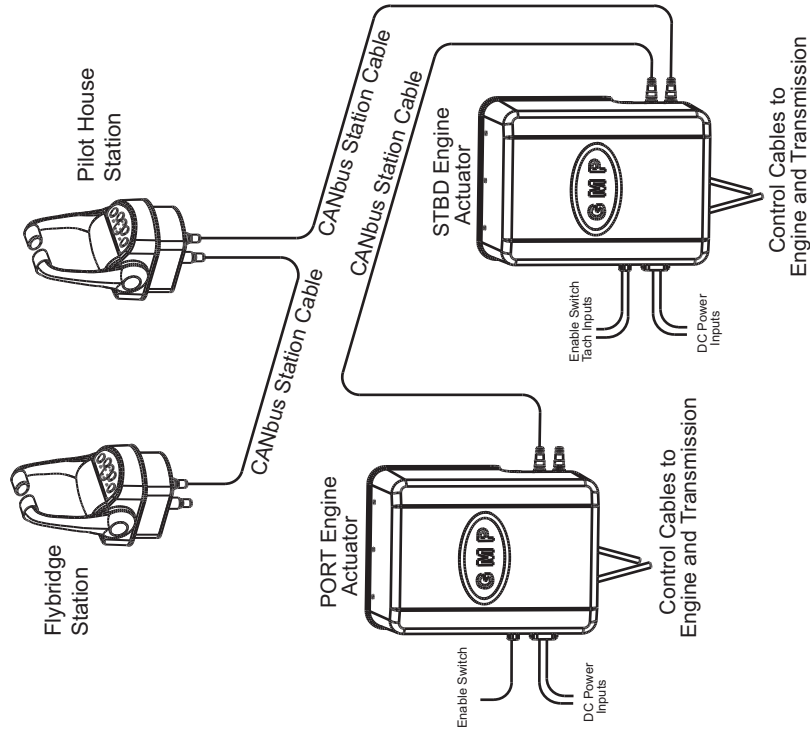


GLENDINNING
MARINE PRODUCTS, INC.
www.glendinningprods.com

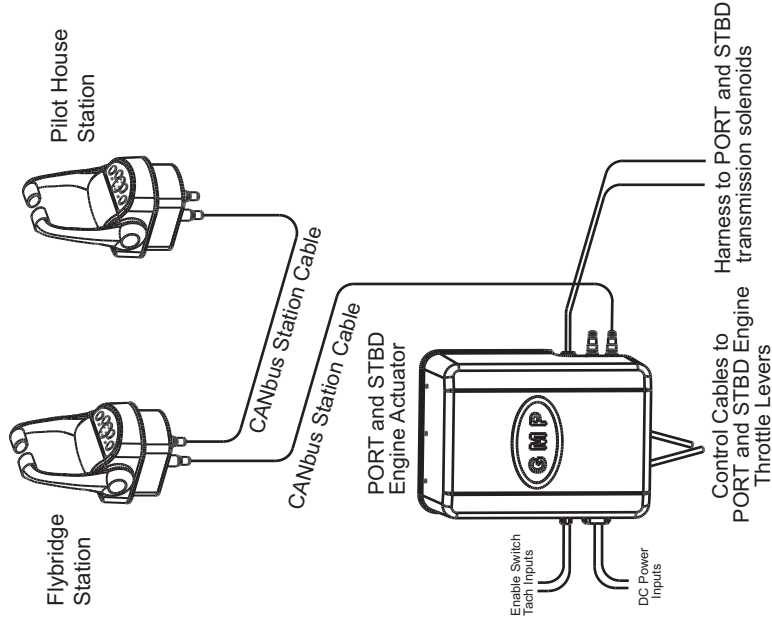
740 Century Circle
 Conway, SC 29526
 Phone: (843) 399-6146
 Fax: (843) 399-5005
 EECF-2 01/05

TYPICAL APPLICATIONS

**EEC "Complete Control" System Wiring Diagram
- Mechanically controlled engine & transmission**



**EEC "Complete Control" System Wiring Diagram
- Mechanically controlled engine & electronically controlled transmission**



GLENNINNING Marine Products
740 Century Circle
Conway, SC 29526

P: (843) 399-6146
F: (843) 399-5005
www.glenninningproducts.com

P/N 11312/11313-XX-XXX