



## CABLEMASTER™

SHORE POWER CABLE STORAGE SYSTEM

for all sizes of shore power cable



***“Extend . . . Retract . . . Relax!”***

Every time you dock into port you repeat the same difficult task — lift, pull, coil, and store. Sounds easy, but unless you've lifted heavy shore power cable you don't know any better! That's why major boatbuilders worldwide have included the Cablemaster™ for their clients. There's no easier way to extend, retract, and store your boat's shore power cable — so relax . . . we're on board!

### **WHICH CABLEMASTER™ is RIGHT for YOU?**



*container  
optional*

**Model CM-4** (for 30 amp cable up to .80" [21mm] outside diameter)  
Minimum space requirement:  
13" D x 13" W x 22" H



**Model CM-7** (for 50 amp cable up to 1.14" [29mm] outside diameter)  
Minimum space requirement:  
18" D x 18" W x 32" H



**Model CM-8** (for 100-plus amp cable up to 1.625" [42mm] outside diameter)  
Minimum space requirement:  
22" D x 22" W x 42" H

#### ● **How Does it Work?**

The Cablemaster™ is an electrically operated power cord reel that effortlessly extends, retracts, and stores your boat's shore power cable into a designated area below deck — A simple flip of a switch is all it takes!

#### ● **What Types of Cable can be Used?**

The Cablemaster™ can handle all types of shore power cable from 0.5" (12mm) up to 1.625" (42mm) diameter. The Cablemaster™ works with every size of shore power cable between 16 and 206 amp service.

#### ● **What is the Minimum Space Requirement?**

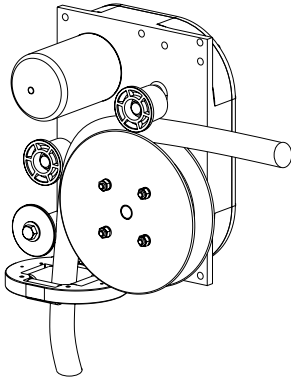
The minimum space requirement will vary depending on which Cablemaster™ model you choose (see dimensions above). Typically, cable lengths longer than 50 feet (15.25 meters) will require additional storage space. If you don't have the minimum space requirement, a variety of installation accessories are available which can help configure the Cablemaster™ for installation on your boat — consult with our sales engineers.

### **FEATURES & BENEFITS**

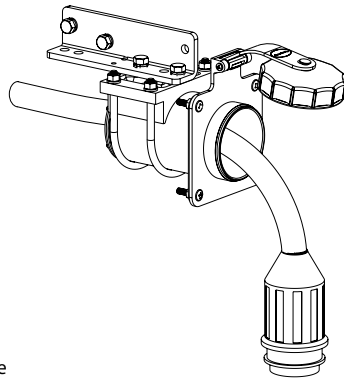
- **Powered Extension & Retraction** — With a simple flip of the switch, the Cablemaster™ will extend, retract and store your boat's shore power cable, keeping it out of the water and your decks free of excess cable coils.
- **Unique Design — Eliminates Slip Rings or Brushes** — Unlike industrial reels, the Cablemaster™ does not carry shore power through slip rings or brushes, which can be susceptible to moisture or corrosion in a harsh marine environment. By eliminating the need for the detachable plug connection, which is used on boats that are not equipped with the Cablemaster™, the shore power cable can be "hard-wired" to the boat's electrical system preventing hot spots and voltage drops.
- **Unlimited Cable Length** — No more need for extension cords! The Cablemaster™ will easily handle all the shore power cable your storage space will allow. Cable lengths of 80 - 100 feet (or longer) are commonly used.

# CABLEMASTER™ COMPONENTS

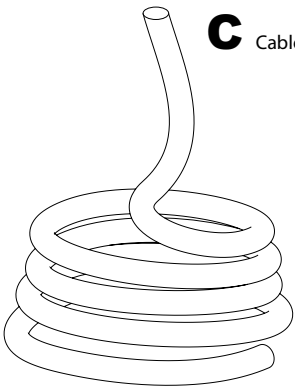
**B** Power Unit



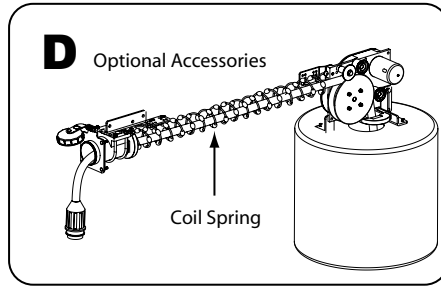
**A** Hawse Pipe Assembly



**C** Cable Storage Space



**D** Optional Accessories



## Cablemaster™ Components

**A. Hawse Pipe Assembly** — the stainless steel Hawse Pipe Assembly performs two functions: 1) it provides a watertight (IP67) barrier when the cable is fully retracted, and 2) it stores the shore power cable plug.

**B. Power Unit** — the Power Unit provides the force necessary to extend or retract the cable. The Power Unit includes the drive motor, reduction gearing, guide roller assemblies, limit switches, and relay assembly.

**C. Cable Storage Space** — the Cable Storage Space may be built into the area below the Power Unit or a “cable storage container” can be supplied with the Cablemaster™ unit.

**D. Optional Accessories** — Optional extensions and assemblies aid in the remote installation of the Cablemaster™.

## Specifications

Voltage: .....12 / 24 / 32 VDC

Current:

CM-4: .....4-5 amps (12VDC)

2-3 amps (24VDC)

CM-7: .....7-9 amps (12VDC)

4-5 amps (24VDC)

CM-8: .....7-9 amps (12VDC)

5-7 amps (24VDC)

Cable sizes: ....Between 0.5" [12mm] and 1.625" [42mm]

Cable length: .....Determined by storage space available

Standard Cablemaster unit includes: Stainless Steel Hawse Pipe, Power Unit which includes the power switch, In and Out-limit switches, nameplate and one year limited warranty

POWER UNIT consists of: motor, reduction gearing, guide roller assemblies, & relay assembly

STAINLESS STEEL HAWSE PIPE

32.0 in [813mm]

“Close Coupled” Installation shown

18.0 in [457mm]

18.0 in [457mm]

## EASY to OPERATE!



Open Hawse Pipe cap and lock in upright position



Flip power switch on and grasp power cable as it extends.



Turn off power switch when desired cable length has extended.


## OPTIONAL ACCESSORIES

● **Radio Remote Control** — Want more convenience? Add the optional Radio Remote Control accessory to the Cablemaster™. The Radio Remote Control will enable you to simplify one-person operation from a distance up to 75 feet. Easily retrofitted to existing installations, the Radio Remote can accommodate one or two Cablemaster™ systems.

● **Power Cable** — Longer power cord lengths available upon request. The outer cable jacket color is available in either white or yellow.

● **Cable Storage** — Styrene cable storage containers keep the cable from cluttering up your storage space. Available in various diameters and heights depending on space requirements.

● **Extensions / Angling Assemblies** — Horizontal and vertical extensions help in the remote mounting of the power unit. Angling assemblies and the coil spring assembly helps your power cable travel properly around corners and bends. See our Cablemaster™ Accessory Sheet for more details.



Glendinning designs and manufactures quality products for the marine industry. For over 30 years, our products have established a reputation for quality, reliability, and lasting value. Find out why we say, "Relax . . . we're on board!"

Try our other products: Complete Controls—electronic engine controls / HoseMaster—water hose storage system  
NW Controls by Glendinning—high performance control cables / Automatic Synchronizer—makes 2 engines run as 1



740 Century Circle  
Conway, SC 29526  
Phone: (843) 399-6146  
Fax: (843) 399-5005  
[www.glendinningprods.com](http://www.glendinningprods.com)

Photos courtesy of OCEAN Yachts,  
SILVERTON Yachts, and TIARA Yachts